



MakerScape.in

India's Only Platform Exclusively For Workshops*

Welcome to MakerScape.in!

We're excited to have you as a host. This quick manual will guide you through everything you need to prepare for a smooth and successful workshop.



Vision

To inspire creativity, connection, and joy through meaningful, hands-on experiences that leave lasting memories.



Mission


At MakerScape.in, we curate immersive workshops, themed events, private and corporate sessions that transform special events into unforgettable experiences. Every gathering is crafted to spark creativity, build community, and celebrate the joy of celebrating together.

Why Host Workshops with MakerScape.in




We Handle the Planning, You Focus on Hosting

Let MakerScape.in take care of the behind-the-scenes work, so you can focus on delivering inspiring, hands-on experiences.



Workshop Promotion

List your workshop on MakerScape.in to reach a vibrant, creative community. Our platform boosts your visibility and ensures your sessions get the attention they deserve.



Lead Management

We use targeted marketing and lead generation strategies to attract and engage the right audience for your workshop.




Venue Coordination

From selection to setup, we help manage the perfect venue suited to your workshop style and participant needs, so logistics never slow you down.



Hosting Skills Development

Access expert-led sessions to refine your workshop planning, engagement techniques, and hosting confidence, grow as a facilitator with every event.



Lead Management

Get paid the same day by 12 AM, transparent, easy, and hassle-free.

Thank You!

Your passion and expertise help us create memorable experiences for our makers community. For any questions, reach out anytime.

Website: www.makerscape.in

Onboarding Host Handbook

Makerscape.in

India's Only Platform Exclusively For Workshops*

How We Operate

At MakerScape, we've designed a streamlined process to support our hosts at every stage from onboarding to workshop day. Through structured training, active promotion, lead management, and on-ground support, we ensure you're set up for a smooth and successful workshop experience.

Here's how it works:

● Onboarding & Training:

- Refer to the Host Registration & Collaboration steps to understand the onboarding process.
- If you have limited experience, we recommend assisting in 1-2 workshops before independently hosting, as per the Workshop Hosting Manual provided after onboarding.

● Workshop Promotion & Lead Management:

- Our team promotes your workshop to the right audience and manages lead generation, ensuring strong participation from both private individuals and corporate clients.

● Workshop Conduct:

- Before the workshop, you'll receive all participant details & any special instructions if needed for the workshop.
- On the day of the workshop, conduct the session independently, following the Workshop Hosting Manual & its tailored guidelines.
- You may bring up to two co-hosts for support, but MakerScape.in is not responsible for coordinating or accommodating them.
- Our team will be present to provide any materials you need (e.g., stationery, tools), so you can focus entirely on hosting the workshop.

Thank You!

Your passion and expertise help us create memorable experiences for our makers community. For any questions, reach out anytime.

Website: www.makerscape.in

Host Registration & Collaboration Steps:

- 1 Step 1: Complete the Registration [Form A1](#)**
Fill out the [Form A1](#), (This helps us gather all the necessary details evaluate your profile as per requirements.) Team will reach out to you via mail sharing [Form A2](#), If got shortlisted.
- 2 Step 2: Complete the Registration Form A2**
Once the [Form A2](#) is submitted, our team will reach out via email and phone call. for the 1st Volunteering date & venue. If you don't hear from us immediately in either case, please be patient, as we take time to review each profile carefully.

Our Offerings

● Workshop Venue

We provide all stationery and supplies required for a smooth workshop experience, as outlined in the Workshop-Specific Manuals.
(Example: If you are hosting both the Texture Art and Resin Art Workshops, you will receive the instructional manuals for both after the team finalises the first volunteering date and venue.

● Handling Vouchers & Surprises

If there are any vouchers or surprise gifts for participants, MakerScape will provide them to the host.
It is the host's responsibility to distribute these to participants at the end of the workshop.

● Beverages

Beverages are provided by MakerScape in collaboration with the café, depending on the workshop type and ticket details.

● Revenue Share & Payment

- Once hosts fill out [Form A1](#), they will receive all the details about payments and payouts via email.
- The payment will be transferred to the host's account by the end of the day (EOD) following the workshop.

Thank You!

Your passion and expertise help us create memorable experiences for our makers community. For any questions, reach out anytime.

Website: www.makerscape.in